

Operation Manual



BVMX-301

Mini Mixer

Thank you for Choosing Biolab products. Please read the “Operating Instructions” and “Warranty” before operating this unit to assure proper operation.

Index

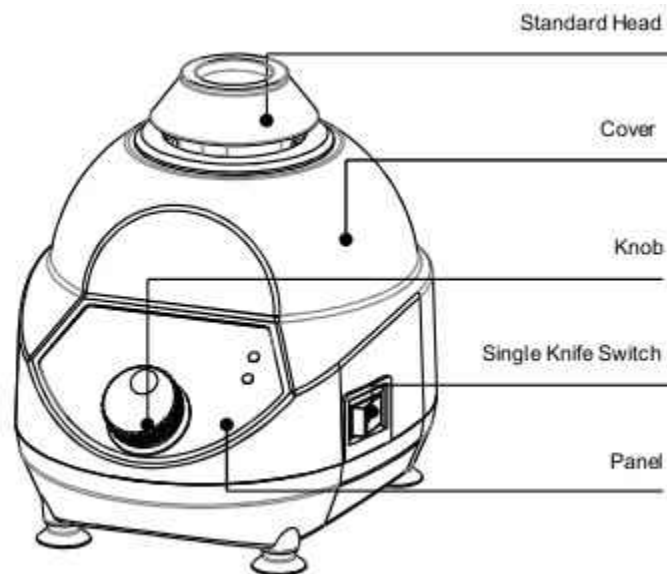
| | |
|-------------------------------|----|
| 1. Introduction..... | 03 |
| 2. Product Features..... | 03 |
| 3. Parameters..... | 05 |
| 4. Operation Instruction..... | 05 |
| 5. Accessories..... | 06 |

01 Introduction

Mini Mixer is used for vibration, blend and stir of sample tissue, cell, bacteria Liquid and chemical reagent in life science and physical and chemical analysis field. Multiple tubes are suitable for 0.2~50ml microtubes and tubes or small container whose diameter is less than 108mm.

02 Product Features

2.1 Structure



Packing List

| N o. | Name | Type | Q ty | Remarks |
|------------------------|-------------------|-----------|----------------|--------------|
| 1 | Mini Mixer | | 1 | Main machine |
| 2 | Standard Platform | universal | 1 | |
| 3 | Flat Gasket | | 1 | |
| 4 | Standard Head | | 1 | |
| 5 | Voltage Line | | 1 | |
| 6 | Screwdriver | | 1 | |
| 7 | Warranty Card | | 1 | |
| 8 | Operation Manual | | 1 | |
| Charger : (Sign/Stamp) | | | Packing date : | |

Performance Test Statement

| Name | MINI MIXER | Type | BVMX-301 | |
|--------------|----------------------|-------------------|-----------------------|------------------------------------|
| Test Date | | Production No. | | |
| No. | Name | Test Content | Standard | Result |
| 1 | Centrifugal Speed | Tachometer | 0-2500 | <input type="checkbox"/> Qualified |
| 2 | Basic Function | Visual Inspection | Valid | <input type="checkbox"/> Qualified |
| 3 | Appearance Demand | Visual Inspection | Valid | <input type="checkbox"/> Qualified |
| 4 | Appearance Sign | Visual Inspection | Valid | <input type="checkbox"/> Qualified |
| 5 | Continuous Work Test | Experiment | 72 hours trouble-free | <input type="checkbox"/> Qualified |
| Test Results | | | | |
| Tester : | | Confirmer : | | |

03 Parameters

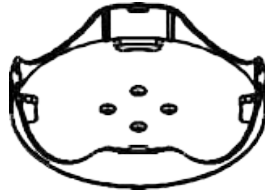
| | |
|---------------------------|-------------------------------|
| Model | BVMX-301 |
| Operation Display Pattern | Knob + Scale |
| Orbit | 4mm |
| Shaking Mode | circle |
| Operation Mode | Continuous running/ Short Mix |
| Speed Range[rpm] | 0-2500 rpm |
| Voltage | AC220V/AC110V |
| Power | 60W |
| Optional Accessories | Standard head and flat pad |
| Frequency | 50Hz/60Hz |
| Dimension | 156X132X150 (mm) |
| Net Weight | 2.5kg |

04 Operation Instruction

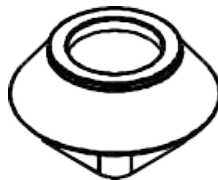
Place the instrument on a horizontal work surface. Power on the instrument, it enters into waiting interface. When turn the knob to “Short Mix”, Indicator light on the panel is on, with nonadjustable speed. Hold the tube to press the concave rubber, the instrument begin operating. When turn the knob to continuous operation, continuous light is on. Turn knob clockwise, the instrument will be operating from at low speed to high speed. When knob is in the middle, the power is off.

05 Accessories

(a) Standard Platform

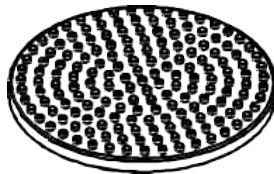


(b) Standard Head



For tubes or small container. Whose diameter is less than 108mm.

(c) Flat Pad



Used with standard platform, For tubes or small container. Whose diameter is less than 108mm.



Email: contact@biolabscientific.com
Website: www.biolabscientific.com